

STANDARD**CLOCK TIME****00:00:00**

RACE #		NAME	DISC #	CLOCK TIME	FINISH TIME	ACTUAL TIME	POSITION
SD	5	DAVE GARDNER	40	00:00:00	02:19:22	02:19:22	1
SD	3	COLIN COLEGRAVE	43	00:00:00	02:32:54	02:32:54	2
SD	4	PAUL DENLOW	44	00:00:00	02:36:31	02:36:31	3
SD	1	JIHONG LEE	47	00:00:00	02:49:08	02:49:08	4
SD	2	DEBBIE COLEGRAVE	48	00:00:00	02:57:10	02:57:10	5

1ST MALE

1ST FEMALE

AG SPRINT**CLOCK TIME****0.30.00**

RACE #		NAME	DISC #	CLOCK TIME	FINISH TIME	ACTUAL TIME	POSITION
S	22	GREER WYNN	5	00:30:00	01:41:23	01:11:23	1
S	26	TREVOR ELLIOTT	11	00:30:00	01:48:10	01:18:10	2
S	23	OBS STEFFENS	12	00:30:00	01:51:08	01:21:08	3
S	21	JASON BENNETT	15	00:30:00	01:56:23	01:26:23	4

1ST FEMALE

1ST MALE

2ND MALE

3RD MALE

AG SUPERSPRINT**CLOCK TIME****01.22.00**

RACE #		NAME	DISC #	CLOCK TIME	FINISH TIME	ACTUAL TIME	POSITION
SS	1	BRANDON JOSCELYNE	31	01:22:00	02:08:42	00:46:42	1
SS	3	MARK FULLER	39	01:22:00	02:17:08	00:55:08	2
SS	2	SOPHIA STEFFENS	41	01:22:00	02:20:41	00:58:41	3

1ST MALE

1ST FEMALE



TRIFUN**ALL AGE GROUPS - individuals
and teams combined****CLOCK TIME****02:23:00****10.30 AM START**

RACE #		NAME	DISC #	CLOCK TIME	FINISH TIME	ACTUAL TIME	POSITION
FN	2	ZANDER BOTHA	45	02:23:00	02:44:21	00:21:21	1
FN	1	DANIEL NICHOLSON	46	02:23:00	02:45:02	00:22:02	2
FN	3	GILL TEAM	49	02:29:30	02:57:53	00:28:23	3
		GILL TEAM MISSED START SO STARTED A BIT LATER					

TRIFIT**ALL AGE GROUPS - individuals
and teams combined****CLOCK TIME****01:20:00****9.15AM START**

RACE #		NAME	DISC #	CLOCK TIME	FINISH TIME	ACTUAL TIME	POSITION
FT	2	TYLER STEENCAMP	22	01:20:00	01:59:46	00:39:46	1
FT	1	GILLS TEAM - Miki and Barry	29	01:20:00	02:05:22	00:45:22	2

OFF-ROAD**9.30AM START****CLOCK TIME****01.20.00**

RACE #		NAME	DISC #	CLOCK TIME	FINISH TIME	ACTUAL TIME	POSITION
XT	4	JOHAN BOTHA	23	01:20:00	01:59:58	00:39:58	1
XT	2	KEVIN NICHOLSON	25	01:20:00	02:00:31	00:40:31	2
XT	3	PHILIP JEANS	33	01:20:00	02:09:58	00:49:58	3
XT	5	MARK HUGHES	34	01:20:00	02:10:32	00:50:32	4
XT	1	AUSTIN JEANS	35	01:20:00	02:11:08	00:51:08	5



JUNIOR SPRINT**U17/U19 BOYS OVERALL****CLOCK TIME****00:28:00**

RACE #		NAME	DISC #	CLOCK TIME	FINISH TIME	ACTUAL TIME	POSITION	SELECTION POSITIONS	
S	10	MATT DENSLOW	1	00:28:00	01:31:22	01:03:22	1		
S	5	LUKE STEFFENS	2	00:28:00	01:35:29	01:07:29	2	U19	1
S	4	GEORGE ASCOTT	3	00:28:00	01:39:05	01:11:05	3	U17	1
S	1	JORDYN JACOBS	4	00:28:00	01:40:09	01:12:09	4	U19	2
S	3	AUSTIN GILL	6	00:28:00	01:42:02	01:14:02	5	U17	2
S	9	KEITH ELLIOTT	8	00:28:00	01:43:56	01:15:56	6	U17	3
S	7	MATHEW PALMER	13	00:28:00	01:51:36	01:23:36	7	U19	3
S	8	DAVID KNOX	14	00:28:00	01:51:41	01:23:41	8	U17	4
S	2	LUKE HACKER	DNS	DNS	DNS	DNS	DNS		
S	6	BEN WOOD	DNS	DNS	DNS	DNS	DNS		

JUNIOR SPRINT**U17/U19 GIRLS OVERALL****CLOCK TIME****00:28:00**

RACE #		NAME	DISC #	CLOCK TIME	FINISH TIME	ACTUAL TIME	POSITION	SELECTION POSITIONS	
S	19	MAKANAKA MAWERE	7	00:28:00	01:42:03	01:14:03	1	U17	1
S	20	ERIN ELLIOTT	9	00:28:00	01:44:18	01:16:18	2	U19	1
S	16	MIKAYLA COLEGRAVE	10	00:28:00	01:45:41	01:17:41	3	U19	2
S	18	JESSICA FULLER	18	00:28:00	01:58:01	01:30:01	4	U17	2
S	17	BROOKLYN TIPPETT	30	00:28:00	02:05:33	01:37:33	5	U17	3
S	21	ABIGAIL MEARS	36	00:28:00	02:11:40	01:43:40	6	U17	4



**YOUTH
SUPERSPRINT**

U13/U15 GIRLS OVERALL

CLOCK TIME

01:20:00

RACE #		NAME	DISC #	CLOCK TIME	FINISH TIME	ACTUAL TIME	POSITION	SELECTION POSITIONS	
SS	23	ANJE VAN AS	19	01:20:00	01:58:36	00:38:36	1	U15	1
SS	24	EMMA LIDSBA	24	01:20:00	02:00:10	00:40:10	2	U15	2
SS	25	NICOLE MADYA	27	01:20:00	02:01:14	00:41:14	3	U15	3
SS	26	CHLOE FULLER	37	01:20:00	02:11:50	00:51:50	4	U13	1
SS	29	INKOSINOMUSA MTHETHWA	42	01:20:00	02:26:29	01:06:29	5	U15	4
SS	27	ZOE DENSLOW	DNS	DNS	DNS	DNS	DNS		
SS	28	TAYLEIGH TAYLOR	DNS	DNS	DNS	DNS	DNS		




**YOUTH
SUPERSPRINT**

U13/U15 BOYS OVERALL

CLOCK TIME

01:20:00

RACE #		NAME	DISC #	CLOCK TIME	FINISH TIME	ACTUAL TIME	POSITION	SELECTION POSITIONS	
SS	34	JOSHUA JACOBS	16	01:20:00	01:56:48	00:36:48	1	U15	1
SS	42	DYLAN GEMMILL	17	01:20:00	01:56:52	00:36:52	2	U15	2
SS	31	DUWAN BOTHA	20	01:20:00	01:59:22	00:39:22	3	U15	3
SS	35	ROHNAN NICHOLSON	21	01:20:00	01:59:24	00:39:24	4	U13	1
SS	33	CALLUM SMITH	26	01:20:00	02:00:43	00:40:43	5	U13	2
SS	32	GABRIEL BAUER BENNETT	28	01:20:00	02:04:35	00:44:35	6	U13	3
SS	37	MATIPA MAWERE	32	01:20:00	02:09:51	00:49:51	7	U15	4
SS	43	MANDLENKOSI MTHETHWA	38	01:20:00	02:15:46	00:55:46	8	U15	5
SS	36	ZACHARY SUMMERS	DNS	DNS	DNS	DNS	DNS		
SS	38	TAKUDZWA SITHOLE	DNS	DNS	DNS	DNS	DNS		
SS	39	ENOCH GORE	DNS	DNS	DNS	DNS	DNS		
SS	40	EMMANUEL GORE	DNS	DNS	DNS	DNS	DNS		
SS	41	CARLTON CHAPUNGU	DNS	DNS	DNS	DNS	DNS		



TRISPORT
Age 8-10

RACE #		NAME	POSITION
TP	3	MIKAELA OBERHOLZER	1
TP	2	MAITA MAWERE	2
TP	4	ROPAFADZO MADYA	3
TP	1	TAANASHE MAKOSA	4
TP	5	SIMBA MANDIVENGA	5
TP	6	CHISHIVO MANDIVENGA	DNS

AQUATHLON

RACE #		NAME	POSITION
A	1	RICK FULTON	1
A	2	TEAM LIDSBA	2



OPEN WATER SWIM - OVERALL RESULTS - MIXED MALE/FEMALE

DISTANCE	NAME	AGE GROUP	GENDER	TIME	POSITION
375m	Gabriel Bennett	11-13	M	07.55.68	1
375m	Sophie Martell	11-13	F	09.39.20	2
375m	Chloe Fuller	11-13	F	10.09.36	3
375m	Callum Smith	11-13	M	11.38.21	4
375m	Barbra Lidsba	40+	F	12.43.08	5
375m	Mark Fuller	40+	M	DNF	DNF
750m	Kevin Vogel	40+	M	15.03.92	1
750m	Fuqi Lu	11-13	M	15.13.54	2
750m	Duncan Kille	11-13	M	15.35.24	3
750m	Tiger Coburn	11-13	M	15.47.62	4
750m	Jess Fuller	16-18	F	16.08.57	5
750m	Naia Bennett	11-13	F	16.09.83	6
750m	Jason Bennett	40+	M	17.55.36	7

1500m	Charlotte Martell	14-15	F	26.18.55	1
1500m	Matipa Mawere	16-18	M	26.32.96	2
1500m	Anje van As	11-13	F	26.34.77	3
1500m	Pam Fulton	40+	F	26.36.66	4
1500m	Arianna Androuliakis	16-18	F	27.32.40	5
1500m	Tarryn Rennie	19-35	F	27.50.23	6
1500m	Sarah Price	16-18	F	29.10.52	7
1500m	Kudzai Mandivenga	14-15	F	29.16.66	8
1500m	Trevor Price	19 - 35	M	30.49.35	9
1500m	Ikosinomusa Mthethwa	14-15	F	32.09.34	10
1500m	Austin Jeans	40+	M	32.24.76	11
1500m	Phillip Jeans	19-35	M	35.16.86	12
1500m	Allen Gezimitas	16-18	M	36.50.04	13
1500m	Ash Kille	40+	F	37.46.41	14
1500m	Debbie Martell	40+	F	37.48.18	15
3000m	Keisha Lu	14-15	F	49.39.13	1
3000m	Mufaro Ngwenya	14-15	M	50.26.83	2
3000m	Danielle Kuhuni	14-15	F	53.13.45	3



OPEN WATER SWIM - RESULTS - BY GENDER

	NAME	AGE GROUP	GENDER	TIME	POSITION
375M - FEMALES					
	Sophie Martell	11-13	F	09.39.20	1
	Chloe Fuller	11-13	F	10.09.36	2
	Barbra Lidsba	40+	F	12.43.08	3
375M - MALES					
	Gabriel Bennett	11-13	M	07.55.68	1
	Callum Smith	11-13	M	11.38.21	2
	Mark Fuller	40+	M	DNF	DNF
750M - FEMALES					
	Jess Fuller	16-18	F	16.08.57	1
	Naia Bennett	11-13	F	16.09.83	2
750M - MALES					
	Kevin Vogel	40+	M	15.03.92	1
	Fuqi Lu	11-13	M	15.13.54	2
	Duncan Kille	11-13	M	15.35.24	3
	Tiger Coburn	11-13	M	15.47.62	4
	Jason Bennett	40+	M	17.55.36	5
1500M - FEMALES					
	Charlotte Martell	14-15	F	26.18.55	1
	Anje van As	11-13	F	26.34.77	2
	Pam Fulton	40+	F	26.36.66	3
	Arianna Androuliakis	16-18	F	27.32.40	4
	Tarryn Rennie	19-35	F	27.50.23	5
	Sarah Price	16-18	F	29.10.52	6
	Kudzai Mandivenga	14-15	F	29.16.66	7
	Ikosinomusa Mthethwa	14-15	F	32.09.34	8
	Ash Kille	40+	F	37.46.41	9
	Debbie Martell	40+	F	37.48.18	10
1500M - MALES					
	Matipa Mawere	16-18	M	26.32.96	1
	Trevor Price	19 - 35	M	30.49.35	2
	Austin Jeans	40+	M	32.24.76	3
	Phillip Jeans	19-35	M	35.16.86	4
	Allen Gezimitas	16-18	M	36.50.04	5
3000M - FEMALES					
	Keisha Lu	14-15	F	49.39.13	1
	Danielle Kuhuni	14-15	F	53.13.45	2
3000M - MALES					
	Mufaro Ngwenya	14-15	M	50.26.83	1



OPEN WATER SWIM - OVERALL RESULTS - BY AGE GROUP

DISTANCE	NAME	AGE GROUP	GENDER	TIME	POSITION
375m	Sophie Martell	11-13	F	09.39.20	1
375m	Chloe Fuller	11-13	F	10.09.36	2
375m	Barbra Lidsba	40+	F	12.43.08	1
750m	Naia Bennett	11-13	F	16.09.83	1
750m	Jess Fuller	16-18	F	16.08.57	1
1500m	Anje van As	11-13	F	26.34.77	1
1500m	Charlotte Martell	14-15	F	26.18.55	1
1500m	Kudzai Mandivenga	14-15	F	29.16.66	2
1500m	Ikosinomusa Mthethwa	14-15	F	32.09.34	3
1500m	Arianna Androuliakis	16-18	F	27.32.40	1
1500m	Sarah Price	16-18	F	29.10.52	2
1500m	Tarryn Rennie	19-35	F	27.50.23	1
1500m	Pam Fulton	40+	F	26.36.66	1
1500m	Ash Kille	40+	F	37.46.41	2
1500m	Debbie Martell	40+	F	37.48.18	3
3000m	Keisha Lu	14-15	F	49.39.13	1
3000m	Danielle Kuhuni	14-15	F	53.13.45	2
375m	Gabriel Bennett	11-13	M	07.55.68	1
375m	Callum Smith	11-13	M	11.38.21	2
375m	Mark Fuller	40+	M	DNF	DNF
750m	Fuqi Lu	11-13	M	15.13.54	1
750m	Duncan Kille	11-13	M	15.35.24	2
750m	Tiger Coburn	11-13	M	15.47.62	3
3000m	Mufaro Ngwenya	14-15	M	50.26.83	1
1500m	Matipa Mawere	16-18	M	26.32.96	1
1500m	Allen Gezimitas	16-18	M	36.50.04	2
1500m	Trevor Price	19 - 35	M	30.49.35	1
1500m	Phillip Jeans	19-35	M	35.16.86	2
750m	Kevin Vogel	40+	M	15.03.92	1
750m	Jason Bennett	40+	M	17.55.36	2
1500m	Austin Jeans	40+	M	32.24.76	1

